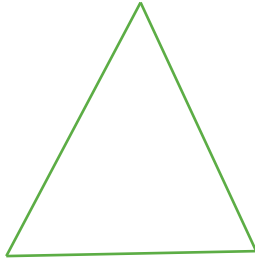
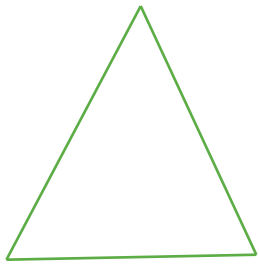


# Jewelled Tree *Craft*



1. Cut out a large green triangle.



tree ↗




↖ clothespin



↖ jewels

2. Pick out one clothespin and some jewels.



↖ glue on  
jewels

3. Apply the glue to your jewels and press onto your tree .



4. Apply the jewels to your tree. Once they are secured, clip your clothespin to the bottom of your tree. Tip: This is the stand to your tree.

5. Enjoy your holiday jewelled tree!